

Prescription Form

Art. no. 95082-1





HD-wheelchairs and accessories, **adults**






Valid from 2012-04-20

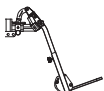



Date	Order. nr.	Label
Customer		Tel. nr.
Tested by		Tel. nr.
Tested for		


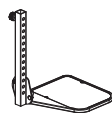
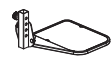
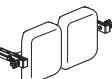





Wheelchairs	SB 38	SB 38 seat frame +5cm	SB 45	SB 45 seat frame +5cm	SB 52
HD 500,24" red frame (std)	<input type="radio"/> 20508	<input type="radio"/> 20508-5	<input type="radio"/> 10508	<input type="radio"/> 10508-5	
HD 500,24" blue frame	<input type="radio"/> 20508-2	<input type="radio"/> 20508-6	<input type="radio"/> 10508-2	<input type="radio"/> 10508-6	
HD 600,12" red frame (std)	<input type="radio"/> 20608	<input type="radio"/> 20608-5	<input type="radio"/> 10608	<input type="radio"/> 10608-5	
HD 600,12" blue frame	<input type="radio"/> 20608-2	<input type="radio"/> 20608-6	<input type="radio"/> 10608-2	<input type="radio"/> 10608-6	
HD 650,16" red frame (std)	<input type="radio"/> 20658	<input type="radio"/> 20658-5	<input type="radio"/> 10658	<input type="radio"/> 10658-5	
HD 650,16" blue frame	<input type="radio"/> 20658-2	<input type="radio"/> 20658-6	<input type="radio"/> 10658-2	<input type="radio"/> 10658-6	
HD 500,24" The Bumblebee					<input type="radio"/> 18508-3
HD 650,16" The Bumblebee					<input type="radio"/> 18658-3



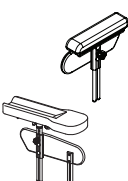
Standard is marked with *




Seat	SB 38	SB 45	SB 52	info sheet
 Seat cushion with standard cover	* <input type="radio"/> 22181-8	* <input type="radio"/> 12181-8	* <input type="radio"/> std	
Seat cushion with inkont. cover	<input type="radio"/> 22182-8	<input type="radio"/> 12182-8		
Seat cushion, std cover, length +5cm	<input type="radio"/> 22185-8	<input type="radio"/> 12185-8		
Seat cushion, inkont. cover, length +5cm	<input type="radio"/> 22186-8	<input type="radio"/> 12186-8		
 Seat cushion Step2		<input type="radio"/> 12171-8		
Without seat cushion (flat seat)	<input type="radio"/> 12180-8	<input type="radio"/> 12180-8	<input type="radio"/> 12180-8	















Back	SB 38	SB 45	SB 52	info sheet
 Back cushion, flat	* <input type="radio"/> 22281-8	* <input type="radio"/> 12281-8		
 Back cushion, shaped	<input type="radio"/> 22285-8	<input type="radio"/> 12285-8		
 Back plate, length +10 cm (cushion below)	<input type="radio"/> 22216-8	<input type="radio"/> 12216-8		
Back cushion flat, length +10 cm	<input type="radio"/> 22282-8	<input type="radio"/> 12282-8		
Back cushion shaped, length +10 cm a)	<input type="radio"/> 22286-8	<input type="radio"/> 12286-8		
Back plate, length +20 cm (cushion below)	<input type="radio"/> 22217-8	<input type="radio"/> 12217-8		
Back cushion flat, length +20 cm	<input type="radio"/> 22287-8	<input type="radio"/> 12287-8		
Without back cushion (flat back)	<input type="radio"/> 12280-8	<input type="radio"/> 12280-8		
 Flexi Back System, incl. back cushion	<input type="radio"/> 21860-8	<input type="radio"/> 11860-8	* <input type="radio"/> std	22
Flexi Back System, Wide +7cm	<input type="radio"/> 19212-8	<input type="radio"/> 19202-8		44
Incl. back cushion. Excl. Thorasic Support fastening NB! Read Info Sheet 44 thoroughly before order and use.				
Thorasic Support Fastening, for Wide Flexi	<input type="radio"/> 13192-5	<input type="radio"/> 13192-5		44
 Flexi back insert, pair	<input type="radio"/> 12235-5	<input type="radio"/> 12235-5		22








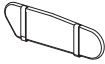

	Leg support	SB 38		SB 45		SB 52		info sheet
		left	right	left	right	left	right	
	Leg support (adjustable angle / removable)	*O std	*O std	*O std	*O std	*O std	*O std	
	Leg support, straight (adjustable angle / removable)	O16755-8	O16750-8	O16755-8	O16750-8	O16755-8	O16750-8	18
	Leg support, 90° (adjustable angle / removable) incl. swivel castor adapter, 5" swivel castor	O16761-8	O16762-8	O16761-8	O16762-8			17
	Amputation leg support (adjustable angle / removable)	O26735-8	O26745-8	O16735-8	O16745-8	O18735-8	O18745-8	16
	Without leg support	O16702-8	O16701-8	O16702-8	O16701-8	O16702-8	O16701-8	

	Foot and calf support	SB 38		SB 45		SB 52		info sheet
		left	right	left	right	left	right	
	Divided foot support	*O std	*O std	*O std	*O std	O18909-8	O18908-8	13
	Divided foot support length +10 cm	O24909-8	O24908-8	O14909-8	O14908-8	O28909-8	O28908-8	13-14
	Divided foot support length -8 cm	O24901-8	O24902-8	O14901-8	O14902-8			13-14
	Divided calf support	*O std	*O std	*O std	*O std	O18555-8	O18550-8	
	Complete calf support		O 22506-8		O 12506-8	* O std		14
	Complete foot support (foldable)		O 21950-8		O 11950-8	* O std		14
	Complete foot support, length +10cm		O 24950-8		O 14950-8	O 28950-8		14
	Complete foot support, length -8 cm		O 24955-8		O 14955-8			14
	Foot box		O 26910-8		O 16910-8			15
	Foot box, length +10 cm		O 26911-8		O 16911-8			15
	Foot box, length -8 cm		O 26912-8		O 16912-8			15

	Alternative versions	SB 38		SB 45		SB 52		info sheet		
		left	right	left	right	left	right			
	Push bar, standard		*O std		*O std		*O std			
	Push bar, height +12 cm		O 14280-8		O 14280-8		O 14280-8			
	Push bar, depth +8 cm		O 30285-8		O 10285-8					
	Separate push handles, pair		O 10290-8		O 10290-8		O 10290-8			
	Push bar, extra high, curved		O 30286-8		O 10286-8					
	Seat width +5 cm		O 14401-8		O 14401-8		O 14401-8	35		
	Seat width +10 cm b)		O 14402-8		O 14402-8		O 14402-8	35		
	Hemiplegia arm rest	left	O13303-8	right	O13304-8	left	O13303-8	right	O13304-8	29

	Alternative versions	SB 38	SB 45	SB 52	Info sheet
	Increased wheel width, incl. break peg c)	<input type="radio"/> 14501-8	<input type="radio"/> 14501-8		35
	Extended tipping protection, HD 500	<input type="radio"/> 11580-8	<input type="radio"/> 11580-8		
	Extended tipping protection, HD 600/650	<input type="radio"/> 11680-8	<input type="radio"/> 11680-8	<input type="radio"/> 11680-8	
	Seat hight -5 cm d)	<input type="radio"/> 10010-8	<input type="radio"/> 10010-8		
	Seat hight +5 cm e)	<input type="radio"/> 14190-8	<input type="radio"/> 14190-8		
	Increased seat tilt +10°	<input type="radio"/> 11035-8	<input type="radio"/> 11035-8	<input type="radio"/> 11035-8	
	Increased back tilt +20°	<input type="radio"/> 11105-8	<input type="radio"/> 11105-8	<input type="radio"/> 11105-8	
	Back spacer, 2,5 cm (shorter seat depth)	<input type="radio"/> 12292-8	<input type="radio"/> 12292-8		
	Back spacer, 4 cm (shorter seat depth)	<input type="radio"/> 12291-8	<input type="radio"/> 12291-8		

	Accessories	SB 38	SB 45	SB 52	Info sheet
		Quantity	Quantity	Quantity	
	Head rest	___ 12705-1	___ 12705-1	___ 12707-1	25
	Head rest +1 side support	___ 12715-1	___ 12715-1	___ 12715-7	25
	Head rest +2 side supports	___ 12710-1	___ 12710-1	___ 12710-7	25
	Neck rest, adjustable	___ 12701-1	___ 12701-1	___ 12701-7	43
	Neck rest, adjustable +1 side support	___ 12702-1	___ 12702-1	___ 12702-7	43
	Neck rest, adjustable +2 side supports	___ 12702-2	___ 12702-2	___ 12702-6	43
	Extended headrest bar, +10cm, on ordered headrest/neckrest	<input type="radio"/>	<input type="radio"/>	<input type="radio"/>	
	Back extension	___ 12805-1	___ 12805-1		26
	Thorasic support, adjustable, short	___ 13151-1	___ 13151-1		
	Thorasic support, adjustable, long	___ 13152-1	___ 13152-1		
	Thorasic support with std profile, small	___ 13163-1	___ 13163-1	___ 13163-7	27
	Thorasic support with std profile, large	___ 13168-1	___ 13168-1	___ 13168-7	27
	Thorasic support, thin, std profile, small	___ 13164-1	___ 13164-1	___ 13164-7	27
	Thorasic sup., thin, straight profile, small	___ 13146-1	___ 13146-1	___ 13146-7	27
	Thorasic support, straight profile, small	___ 13145-1	___ 13145-1	___ 13145-7	27
	Thorasic support, straight profile, large	___ 13155-1	___ 13155-1	___ 13155-7	27
	Shoulder support	___ 13205-1	___ 13205-1	___ 13205-7	28
	Pommel standard, small	___ 69601-2	___ 69601-2	___ 69601-2	30
	Pommel standard, large	___ 12605-1	___ 12605-1	___ 12605-1	30
	Pommel, front position, small	___ 69611-2	___ 69611-2	___ 69611-2	30
	Pommel, front position, large	___ 12620-1	___ 12620-1	___ 12620-1	30

Accessories		SB 38	SB 45	SB 52	info sheet
		Quantity	Quantity	Quantity	
	Tray, wood	___ 12966	___ 12956		31
	Tray with upholstery, wood	___ 12965	___ 12955		31
	Tray, PC	___ 12995	___ 12990	___ 12993	31
	Belt type 1, complete	___ 13500	___ 13500		32
	Belt type 2, two pieces (fastening kits below)	___ 13501	___ 13501	___ 13501	32
	Upholstery for belt, pair	___ 13519-1	___ 13519-1	___ 13519-1	32
	Fastening kit for belt, standard, pair	___ 13520	___ 13520	___ 13520	32
	Fastening kit for belt, front, pair	___ 13525	___ 13525	___ 13525	32
	Hook for bag, pair	___ 13605-1	___ 13605-1	___ 13605-1	33
	Transport fastening kit, 4 pieces	___ 13550	___ 13550	___ 13550	34
		Quantity	Quantity	Quantity	
	Extra side upholstery 1,5 cm, hard	___ 45515	___ 45515	___ 45515	41
	Extra side upholstery 3 cm, soft	___ 45511	___ 45511	___ 45511	41
		___ 47122	___ 47112		
		___ 47123	___ 47113		
	Spoke protection, 24"	___ 15475	___ 15475		36

Electrical functions	SB 38	SB 45	SB 52	info sheet
Electrically adjustable seat tilt	<input type="radio"/> 61150-8	<input type="radio"/> 61150-8		
Electrically adjustable back tilt	<input type="radio"/> 61250-8	<input type="radio"/> 61250-8		
Electrically adjustable leg support, right	<input type="radio"/> 61350-8	<input type="radio"/> 61350-8		
Electrically adjustable leg support, left	<input type="radio"/> 61355-8	<input type="radio"/> 61355-8		

Electrical functions for seat and back can not be combined with: extended tilt shaft, extended gas spring. Electrical functions for leg support can not be combined with: complete foot support, foot box. Recommended max user weight: 100 kg.

Important information when ordering

Always include the entire order guide (4 pages) when ordering.
Info pages are available on www.hantverksdesign.se

Important info regarding article numbers in the order guide

Article numbers in the order guide that ends with -8 are configuration numbers on the chair. Never use article numbers that ends with -8 to order spare parts or accessories.

- a) Special option, longer delivery time
- b) Not model 500
- c) A requirement for increased width kit on model 500
- d) Only model 500
- e) **Not in combination with increased seat tilt +10°**

Reinforced/adapted version of HD wheelchair.
For information, please contact us.

Complimentary: